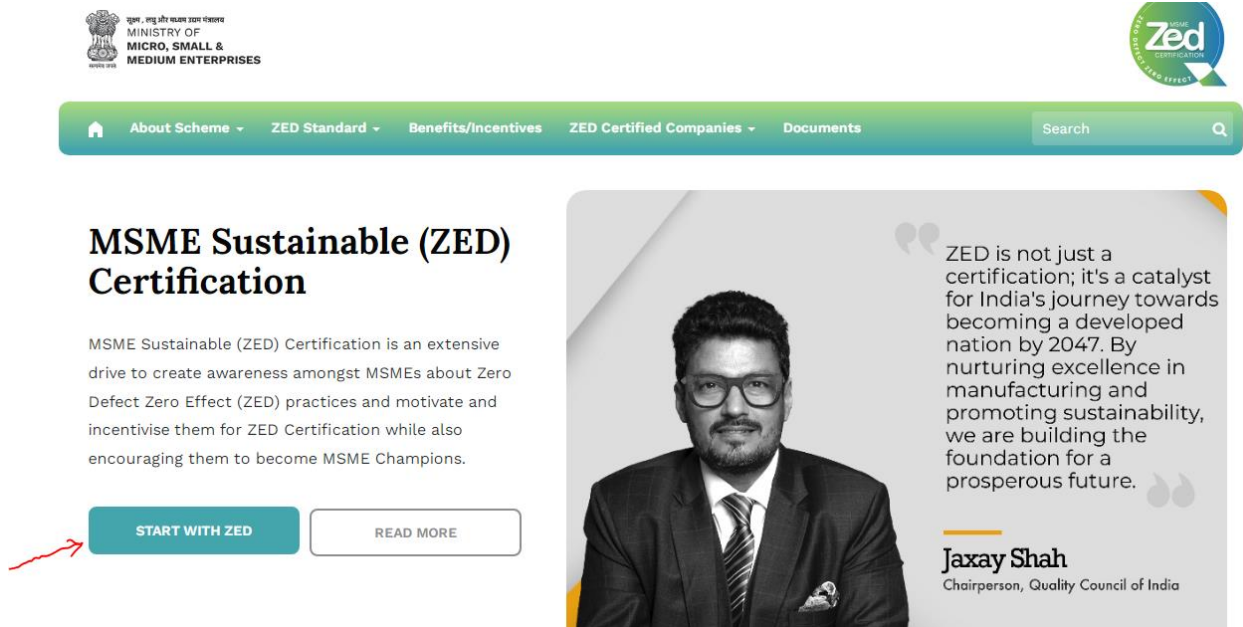



Steps to Register for ZED Certification

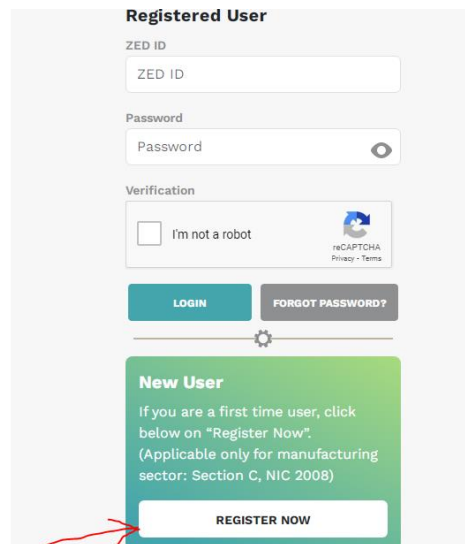
Step 1: Open ZED-MSME registration page (either in desktop or in ZED mobile app).



The screenshot shows the homepage of the ZED-MSME registration portal. At the top left is the logo of the Ministry of Micro, Small & Medium Enterprises. At the top right is the ZED Certification logo. A navigation bar contains links for 'About Scheme', 'ZED Standard', 'Benefits/Incentives', 'ZED Certified Companies', and 'Documents', along with a search bar. The main content area features a heading 'MSME Sustainable (ZED) Certification' and a paragraph describing the scheme. Below the text are two buttons: 'START WITH ZED' (highlighted with a red arrow) and 'READ MORE'. To the right is a testimonial from Jaxay Shah, Chairperson of the Quality Council of India, with a quote about ZED being a catalyst for India's development.



The banner features a smiling worker in a yellow hard hat and blue shirt. The text 'Apnaenge Zed!' is written in white over the image. The ZED logo is in the top right corner.



The screenshot shows the 'Registered User' login and registration form. It includes fields for 'ZED ID', 'Password', and a 'Verification' section with a reCAPTCHA checkbox. Below the form are 'LOGIN' and 'FORGOT PASSWORD?' buttons. A green box labeled 'New User' contains instructions and a 'REGISTER NOW' button, which is highlighted with a red arrow.

Welcome

To proceed, please keep the following ready:

1. The **Udyam Registration Number** of the Enterprise.
2. The **Mobile Number** that is associated with the Udyam Registration.

If your Enterprise is not registered under Udyam Registration, then you may first register on


<https://udyamregistration.gov.in>

and then register here.

BACK

PROCEED

Step 2: Enter Udyam Registration Number and Udyam registered mobile number.



Udyam Registration Validation

Enter your Udyam Registration Number:
(For Example UDYAM-XX-00-0000000)

(as provided at the time of Udyam Registration)

Enter your Udyam Registered Mobile Number:
(For Example 9999999999)

(as mentioned in the Udyam Registration)

I'm not a robot



reCAPTCHA

[Privacy](#) - [Terms](#)

BACK

PROCEED

Step 3: Select correct unit address and NIC code relevant for the product, MSME manufactures.

Basic Information

S

SMALL

Name of Entrepreneur
[REDACTED]

Gender
Male

Udyam Number
[REDACTED]

Social Category
General

Please select any one Plant location and its activity

Plant Location

Select this Unit

adhira housing

Flat No:- plot no -12,
Building:- adhira housing,
Road/Street:- industrial area,
Village/Town:- pandaul, Block:- pandaul, City:- pandaul, MADHUBANI, BIHAR, 847234

Selected

Manufacturing

23-Manufacture of other non-metallic mineral products

2391-Manufacture of refractory products

23912-Manufacture of refractory bricks, blocks tiles and similar refractory ceramic constructional goods

Select this Activity

Manufacturing

41-Construction of building

4100-Construction of buildings

41001-Construction of buildings carried out on own-account basis or on a fee or contract basis

BACK

CONFIRM & PROCEED

Step 4: Enter active email ID for zed and re-confirm the same (Because their ZED credentials will come on the filled email ID and Udyam registered email ID is not mandatory).

30204-Manufacture of specialized parts of railway or tramway

Enter Email ID [X]

NOTE: Your ZED ID & Password along with your ZED Pledge Certificate will be sent on this Email ID.

YOUR EMAIL ID

CONFIRM EMAIL ID

PROCEED

← BACK PROCEED

Step 5: Email OTP verification

Enter OTP [X]

OTP is successfully sent to competentforging@gmail.com, if not received, please check your junk/spam.

Please enter the OTP

OTP (One Time Password)

RESEND OTP


Resend OTP will be activated after 573 secs

If you have not received the OTP then please re-check the Email ID.

SUBMIT

← BACK PROCEED

Step 6: The MSME needs to read the ZED Pledge completely and agree to the ZED Pledge.



Step 7: Download the ZED pledge (whether in ZED mobile app or in ZED registered email ID)



Step 8: Receive email containing ZED credentials with ZED ID and Password. Keep it note, it will be useful in the next process.

